


Paving the way to progress and prosperity



Fixed Form Concrete Paver

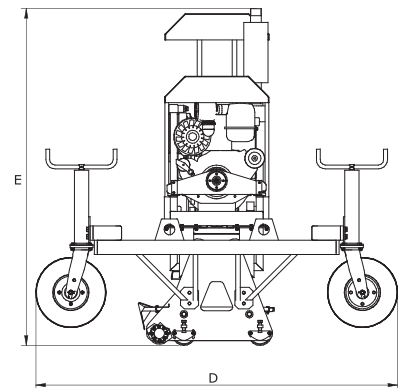
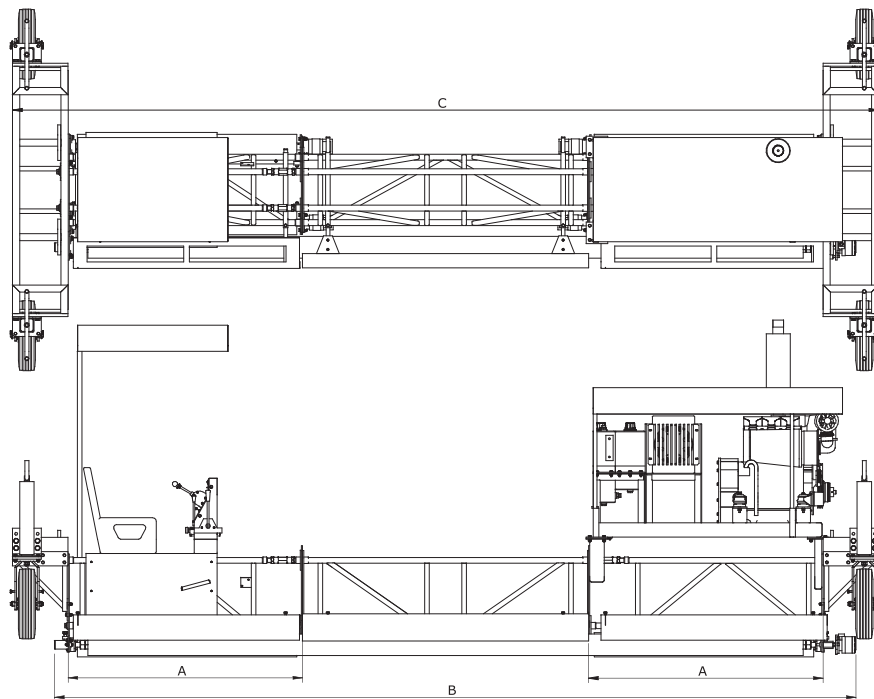
[available width : 3.75 mtr to 7.5 mtr]

Technical Details

PRIME MOVER	Engine 34 HP@1500 RPM
DRIVE TUBE SPEED	0-80 RPM
STRIKE TUBE SPEED	0-400 RPM
HYDRAULIC TANK CAPACITY	40 LTR
FUEL TANK CAPACITY	44 LTR
SCREW JACK WITH TYRES	4 NOS.
SUPPLY VOLTAGE	12 V DC

Features

- Finishing width up to 7.5 meter. Machine can finish up to 300 Sq. mtr / hour
- Frames are made from hollow sections.
- Hydraulic drive system for dependable operations.
- Control unit includes all hydraulics and mechanical drives.
- Steering is effortlessly and precisely controlled with levers governing two sets of drive tubes.
- Four mechanical swivel type jacks with tires for height adjustment fitted at each end of structure. It also helps to position the paver on the forms as well travel in or out of panel area.
- Self mounted powerful halogen lamps recharged through battery.
- Multiple pass capability facilitates leveling of high spots and filling surface voids.
- Other Paving Length variants available on request.



Paver Model Dimension	STP 3750 mm	STP 4500 mm	STP 5500 mm	STP 7500 mm
A	1640	1640	1640	1640
B	4870	5620	6620	8620
C	5300	6050	7050	9050
D	2530	2530	2530	2530
E	2360	2360	2360	2360

- With Apollo's policy of constant upgradation of products, specifications are subject to change without prior notice.
- Accessories shown here are optional and not the part of standard supply.